

ANTARES 3 ROUND TILT

RECESSED ROUND TILT
DOWNLIGHT LUMINAIRE



FIXTURE
COLOUR OPTIONS



Matt White



Matt Black

- Compatible with 35 and 50 series LED modules
- Colour temperature options: 2700K, 3000K, 4000K, 5000K, tuneWHITE™, WARM DIM
- Colour rendering index: 85 or 95
- Up to 50,000 hours L80 lamp life with LM80 tested LED chip packages
- Beam pattern options: 10°, 20°, 35°, 60° (depending on LED module)
- Luminous flux: 310lm to 1600lm (depending on LED module)
- Supplied with non-dimmable or phase/0-10V/DALI dimmable LED driver
- 83mm cutout
- +/-20° tilt
- ATePS™ Automated Thermal Protection System
- ComfyEYE, reduced flicker percentage
- X-Beam, maximising light output ratio with converging optical lens
- Interchangeable LED module system
- Optional 40° linear lens, colour, light effect filters and honeycomb anti-glare louvre



The information above is at nominal values accuracy of +/-7%.

AVAILABLE OPTIONS

LED MODULE



MR16



35/50N



50C/P

TEMPERATURE



2700K

3000K

4000K

5000K



ProART



tuneWHITE™



WARM DIM

DRIVER



(ND)



(PH)



(AN)



(DA)

ACCESSORIES



Honeycomb
Anti-Glare Louvre



Soft Lens

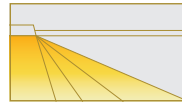


40° Linear
Lens

BEAM ANGLE

SINGLE CCT

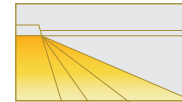
35 NEST / 50 NEST / 50 CLASSIC / 50 PRO



10° 20° 35° 60°

WARM DIM

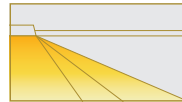
35 NEST / 50 NEST



10° 20° 35° 60°

tuneWHITE™

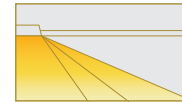
50 NEST / 50 PRO



20° 35° 60°

WARM DIM

50 PRO

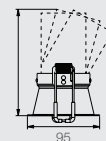


20° 35° 60°

DIMENSIONS (MM)

*Displayed height measurements are for highest point of tilting.

35N : 83
50N : 108
50C/P : 108
MR16 : 83

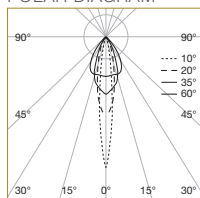


(refer to module driver dimensions)

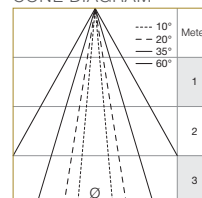
ANTARES 3

50 PRO

POLAR DIAGRAM



CONE DIAGRAM



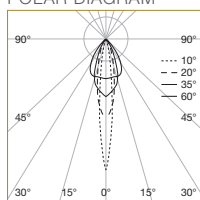
\emptyset = DIAMETER

	E _{max} (lx)			
	10°	20°	35°	60°
E (0°)	9629	8852	3869	1271
Cone DØ (m)	0.19	0.26	0.6	1.22
E (0°)	2407	2213	917	318
Cone DØ (m)	0.38	0.52	1.20	2.44
E (0°)	1070	984	408	141
Cone DØ (m)	0.57	0.78	1.80	3.66

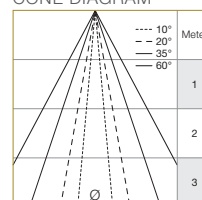
Correction Factor : 50C - f = 0.8
50N - f = 0.63
35N - f = 0.5

50 NEST WARM DIM

POLAR DIAGRAM



CONE DIAGRAM



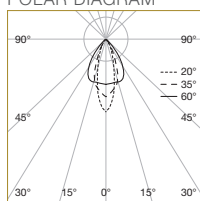
\emptyset = DIAMETER

	E _{max} (lx)			
	10°	20°	35°	60°
E (0°)	3111	1747	1027	356
Cone DØ (m)	0.19	0.34	0.6	1.22
E (0°)	778	437	257	89
Cone DØ (m)	0.38	0.68	1.20	2.44
E (0°)	346	194	114	40
Cone DØ (m)	0.57	1.02	1.80	3.66

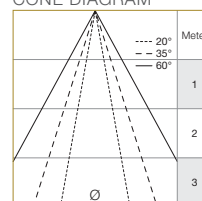
Correction Factor : 35N - f = 0.74

50 PRO WARM DIM

POLAR DIAGRAM



CONE DIAGRAM

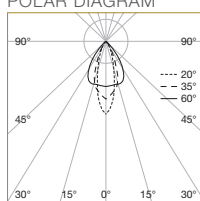


\emptyset = DIAMETER

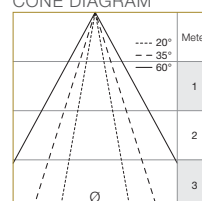
	E _{max} (lx)		
	20°	35°	60°
E (0°)	4784	2813	974
Cone DØ (m)	0.34	0.6	1.22
E (0°)	1196	703	244
Cone DØ (m)	0.68	1.20	2.44
E (0°)	532	313	108
Cone DØ (m)	1.02	1.80	3.66

50 PRO tuneWHITE™

POLAR DIAGRAM



CONE DIAGRAM




\emptyset = DIAMETER

	E _{max} (lx)		
	20°	35°	60°
E (0°)	4160	2446	847
Cone DØ (m)	0.34	0.6	1.22
E (0°)	1040	612	212
Cone DØ (m)	0.68	1.20	2.44
E (0°)	462	272	94
Cone DØ (m)	1.02	1.80	3.66

Correction Factor : 50N - f = 0.6

ANTARES 3

ORDERING MATRIX CHART



FIXTURE					SINGLE CCT LED MODULE				DRIVER
Type	Shape	Angle	Colour	Accessories	LED Power	Beam Angle	Colour Temp	CRI	Dimming
ANTARES-3									
RD	Round	FX Fix	WH Matt White	None	35N 6W	10 10°	27 2700K	Standard	ND Non-Dim
		TL Tilt	MB Matt Black	AGL Anti-Glare Louvre	50N 7.5W	20 20°	30 3000K	PA ProART	PH Phase
				SL Soft Lens	50C 10W	35 35°	40 4000K		AN 0-10V
				LL Linear Lens	50P 13W	60 60°	50 5000K		DA DALI
				IP IP54					
					WARM DIM LED MODULE				DRIVER
					35N 6W	10 10°	WD WARM DIM	PA ProART	PH Phase
					50N 7.5W	20 20°			AN 0-10V
					50P 13W	35 35°			DA DALI
						60 60°			
*10° Beam angle option is only available with 35N and 50N WARM DIM LED Modules.									
					tuneWHITE™ LED MODULE				DRIVER
					50N 7.5W	20 20°	TW tuneWHITE™	PA ProART	DA DALI
					50P 13W	35 35°			
						60 60°			

**IP54 seal accessory is only valid for fix angle fixtures only.

example: ANTARES-3.RD.TL.WH.AGL.50P.60.27.DA
 *Custom RAL colour options available.